



PATTERN WRITING

Based on Marion Richardson

A

SHETH Publishing House

Handwriting practice lines showing the letters 'E' and 'F' in solid and dotted forms for tracing.



SHETH

54121381948

Contains all the necessary tools for building a sound foundation for learning



- ★ The aim of 'Rising Star' series is to lead the children on an interesting journey of wonder, discovery and comprehending our beautiful world. It is dedicated to make the teaching and learning process into an enjoyable experience.
- ★ These books are informative, pleasantly interactive and loaded with interesting activities.
- ★ The activities and exercises given in the book have been planned to develop learning skills which are crucial for the child's success in the years to come.
- ★ The pictorial content is vividly colourful to engage the children's attention and expand their imagination.
- ★ Children enjoy colouring activities. Hence, several pages are devoted to it.


Hi! I am Lyra.



Hi! I am Leo.



Join us to make teaching and learning process
into an enjoyable experience.

© Copyright 

All rights are reserved. No part of this publication may be copied, adapted, reproduced, stored in or introduced into a retrieval system transmitted in any form by any means without prior written permission of the publisher.

New Edition



PATTERN WRITING

Based on Marion Richardson

A



NAME: _____

STD: _____ DIV: _____

SCHOOL: _____

Concepts & Designs



Vhs Editorial

vhs.editorial1@gmail.com





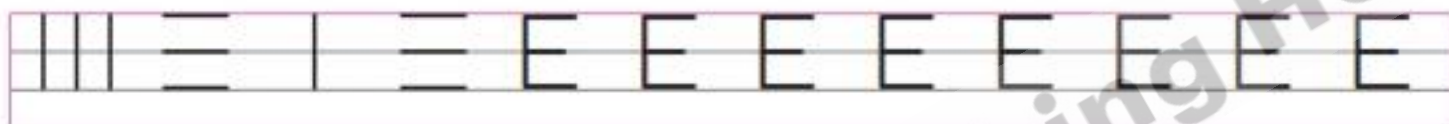

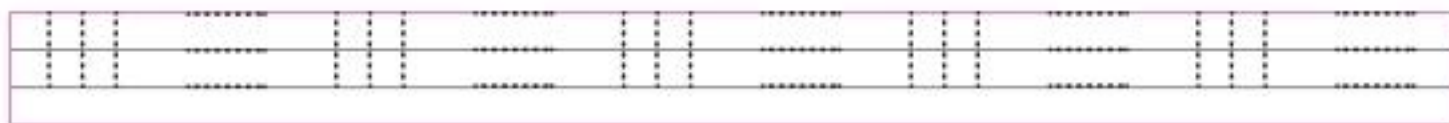
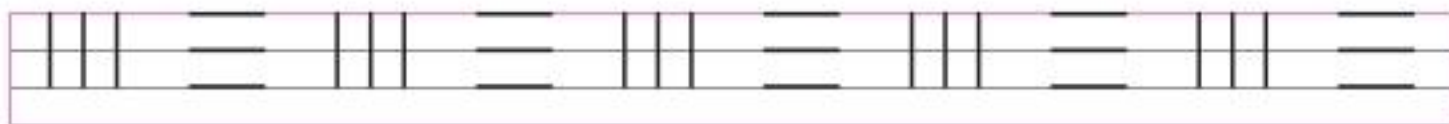
SHETH Publishing House

Educational Publishers



PATTERN1 - For letters E, F, H, I, L, T

★ Trace and write the pattern and the letter.







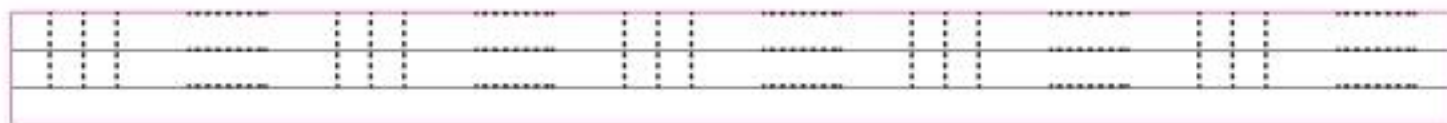


ELEPHANT

DATE: _____

TODAY I GOT: ☆ ☆ ☆

★ Trace and write the pattern and the letter.





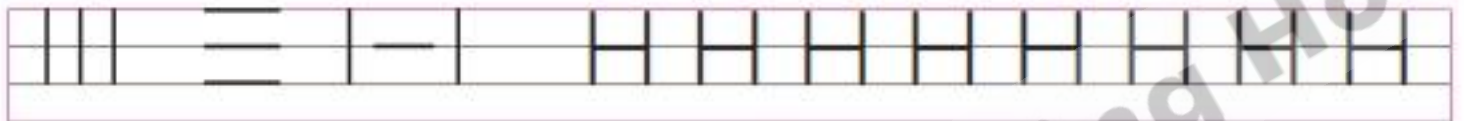


FISH

DATE: _____

TODAY I GOT: ☆ ☆ ☆

★ Trace and write the pattern and the letter.





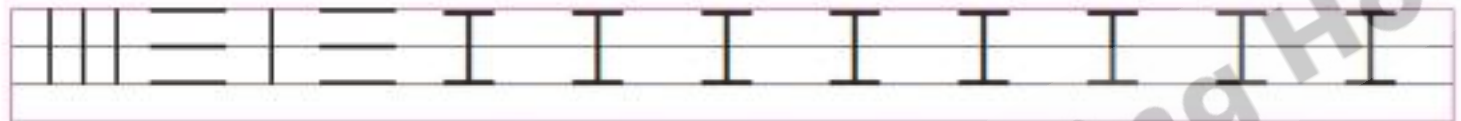
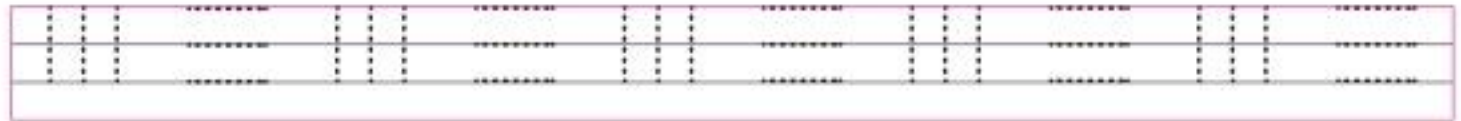


HAT

DATE: _____

TODAY I GOT: ☆ ☆ ☆






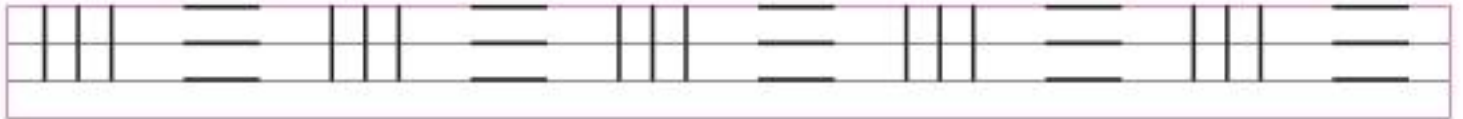
★ Trace and write the pattern and the letter.



DATE: _____

TODAY I GOT: ★ ★ ★

★ Trace and write the pattern and the letter.







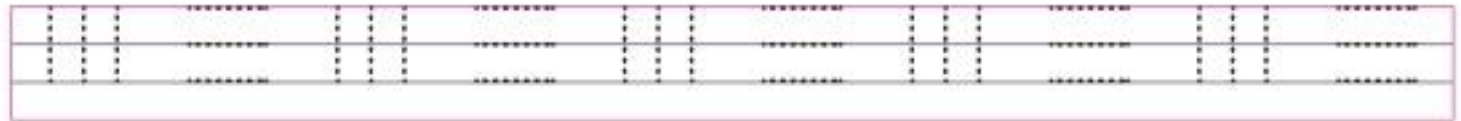


LION

DATE: _____

TODAY I GOT: ☆ ☆ ☆

★ Trace and write the pattern and the letter.






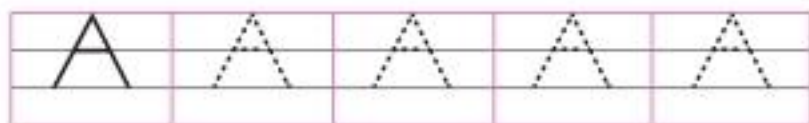
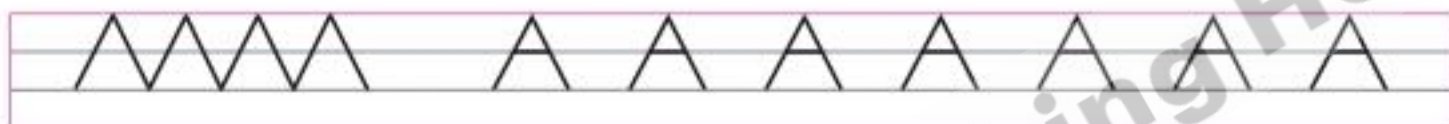

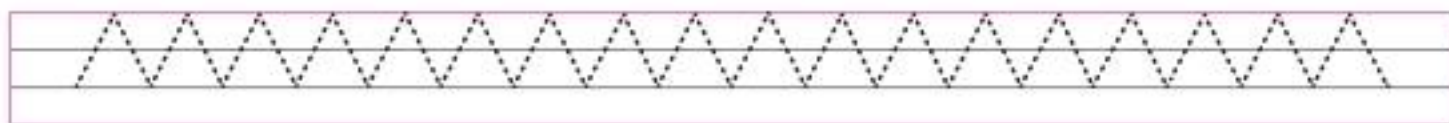
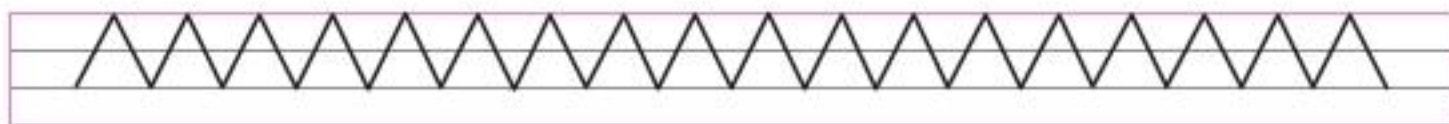
DATE: _____

TODAY I GOT: ☆ ☆ ☆



PATTERN 2 - For letters A, M, V, W

★ Trace and write the pattern and the letter.




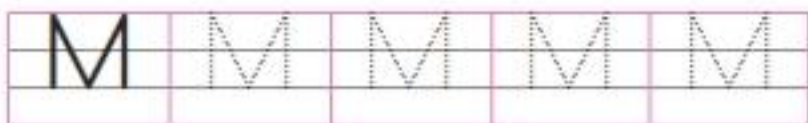
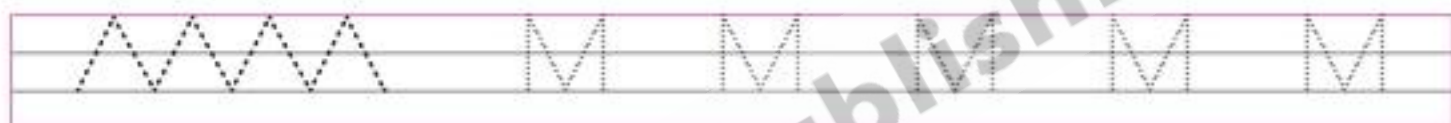
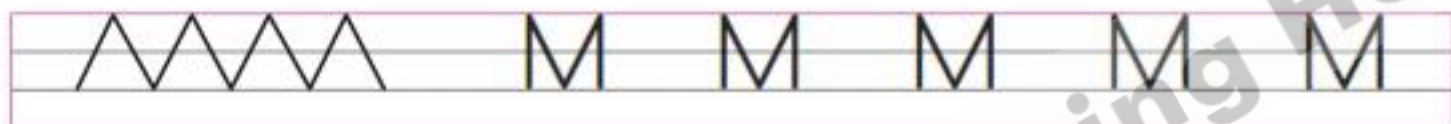

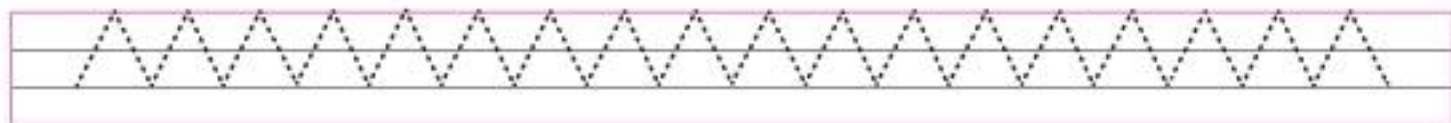
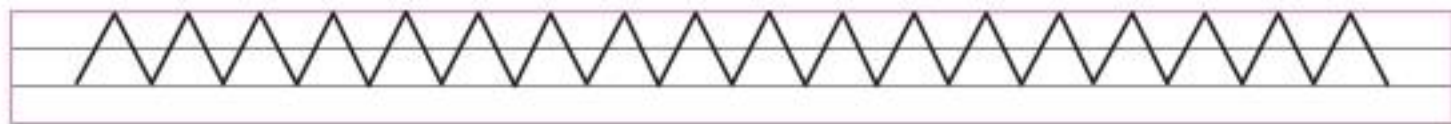


APPLE

DATE: _____

TODAY I GOT: ☆ ☆ ☆

★ Trace and write the pattern and the letter.




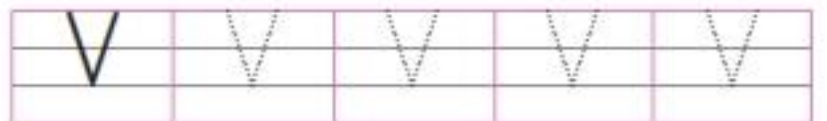
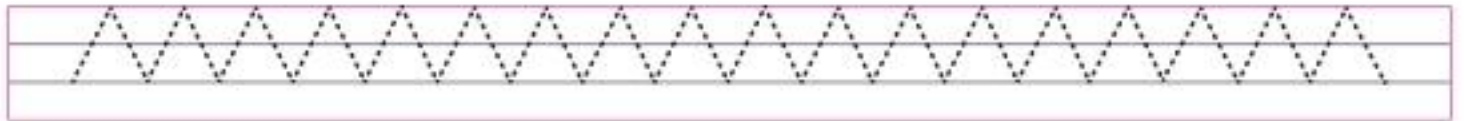
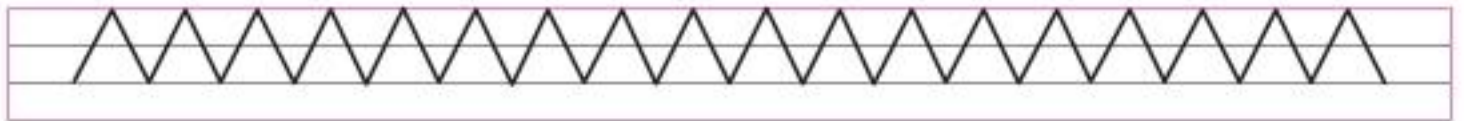


MANGO

DATE: _____

TODAY I GOT: ☆ ☆ ☆

★ Trace and write the pattern and the letter.




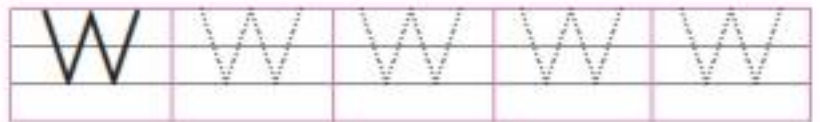

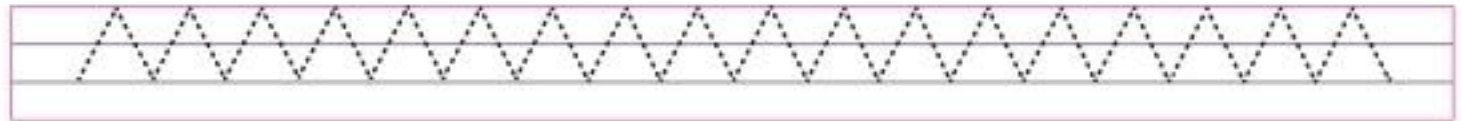
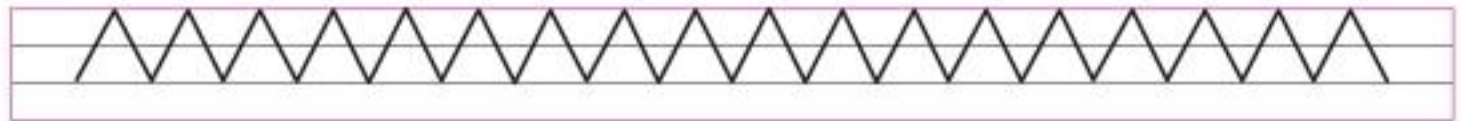


VAN

DATE: _____

TODAY I GOT: ☆ ☆ ☆

★ Trace and write the pattern and the letter.






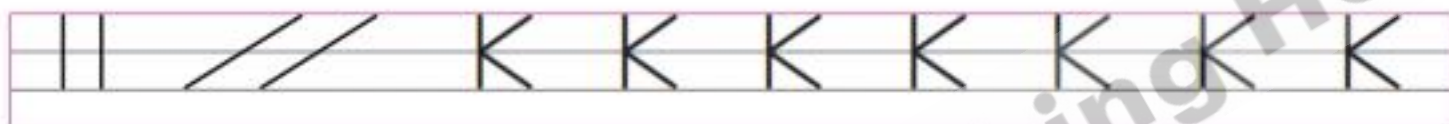

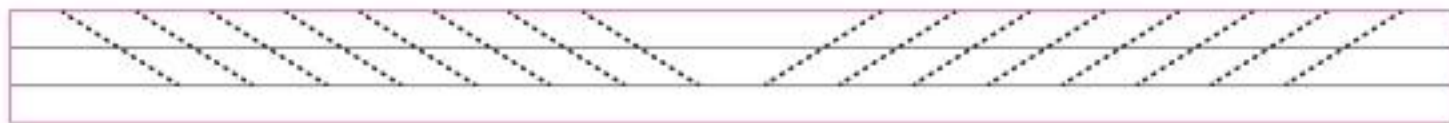

DATE: _____

TODAY I GOT: ☆ ☆ ☆



PATTERN 3 - For letters K, X, Y

★ Trace and write the pattern and the letter.




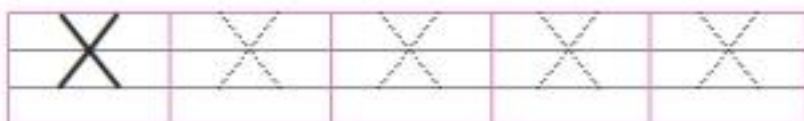
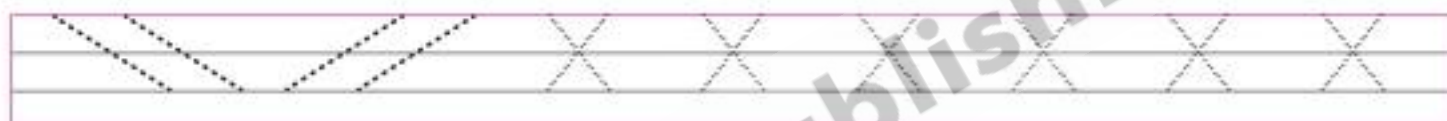

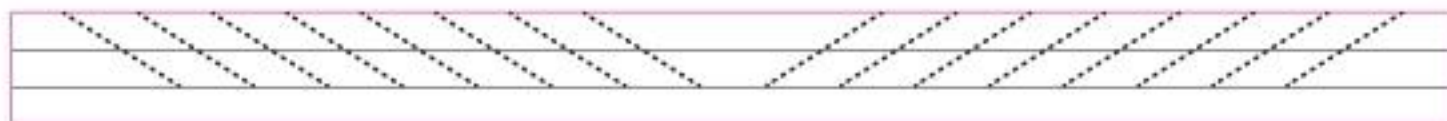



KITE

DATE: _____

TODAY I GOT: ☆ ☆ ☆

★ Trace and write the pattern and the letter.




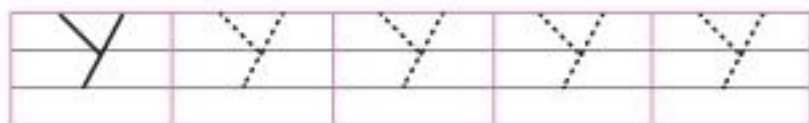
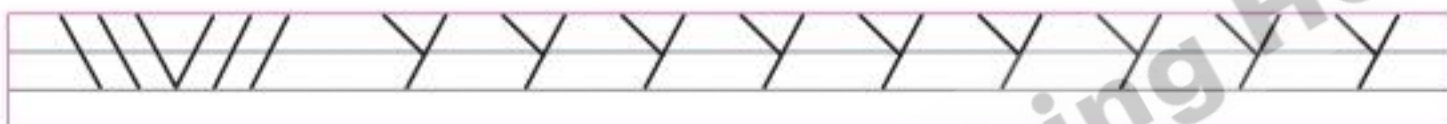

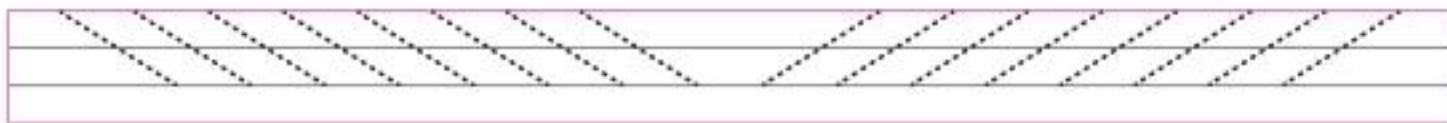



XYLOPHONE

DATE: _____

TODAY I GOT: ☆ ☆ ☆

★ Trace and write the pattern and the letter.



YAK





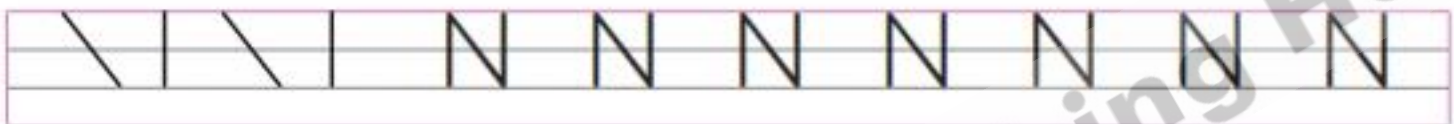

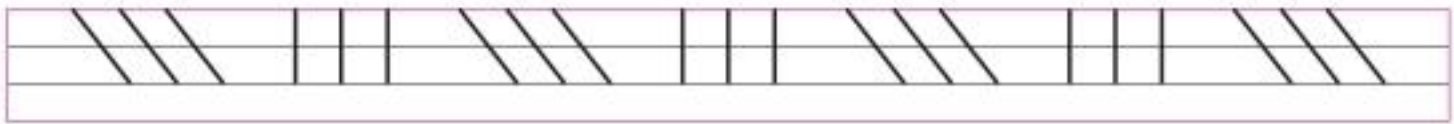
DATE: _____

TODAY I GOT: ☆ ☆ ☆

PATTERN 4 - For letters N, Z



★ Trace and write the pattern and the letter.






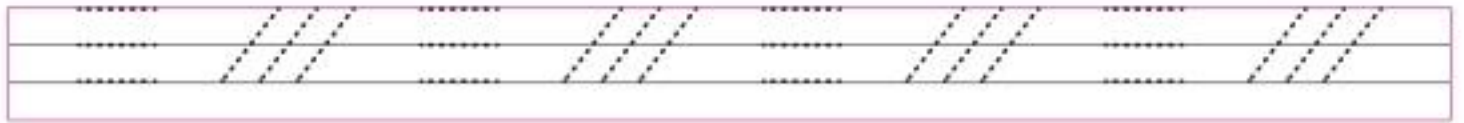



NEST

DATE: _____

TODAY I GOT: ☆ ☆ ☆

★ Trace and write the pattern and the letter.



DATE: _____

TODAY I GOT: ☆ ☆ ☆



★ Trace and write the pattern and the letter.

C C C C C C C C C C C

C C C C C C C C C C C

Blank handwriting lines for practice.

C C C C C C C C C C

C C C C C C C C C C

Blank handwriting lines for practice.

C C C C C

Blank handwriting lines for practice.

Blank handwriting lines for practice.

Blank handwriting lines for practice.



CAT

DATE: _____

TODAY I GOT: ☆ ☆ ☆

★ Trace and write the pattern and the letter.

C C C C C C C C C C C C C

C C C C C C C C C C C C C

Blank handwriting lines for practice.

C C C G G G G G G G G

C C C G G G G G G G G

Blank handwriting lines for practice.

G G G G G

Blank handwriting lines for practice.

Blank handwriting lines for practice.

Blank handwriting lines for practice.



GIRL




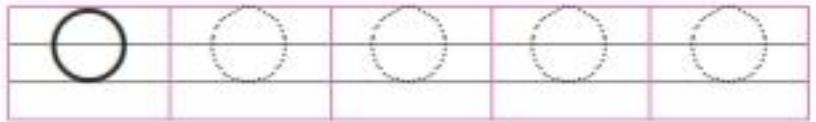
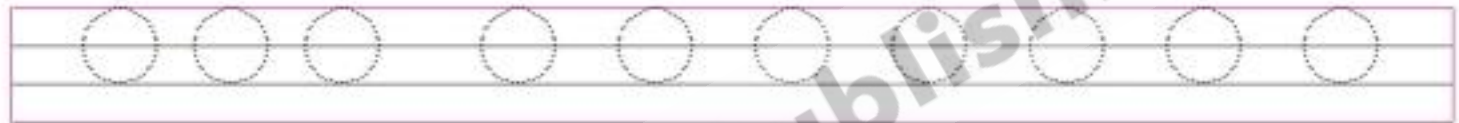
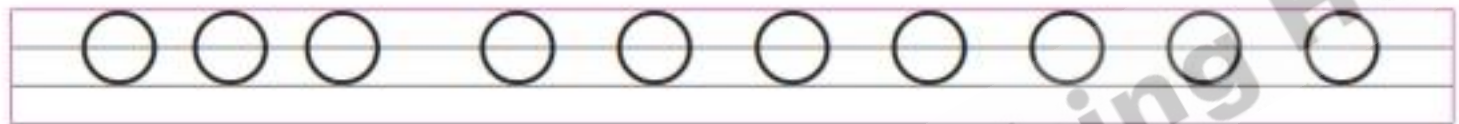

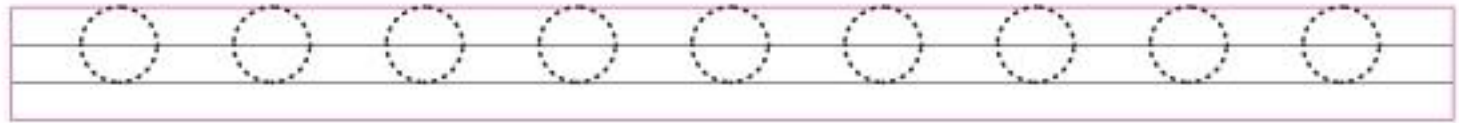
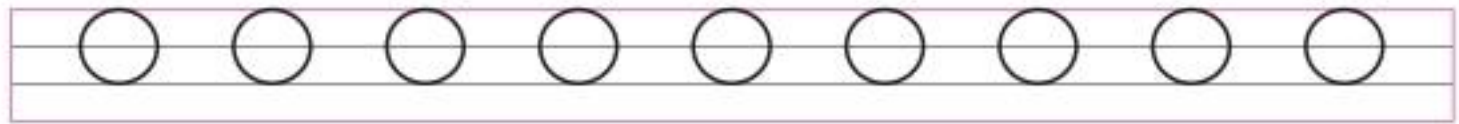
DATE: _____

TODAY I GOT: ☆ ☆ ☆

PATTERN 6 - For letters O, Q



★ Trace and write the pattern and the letter.




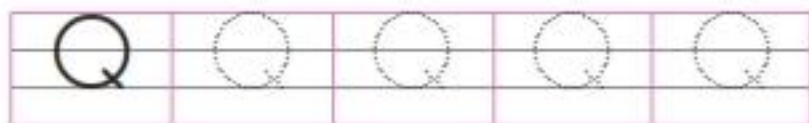
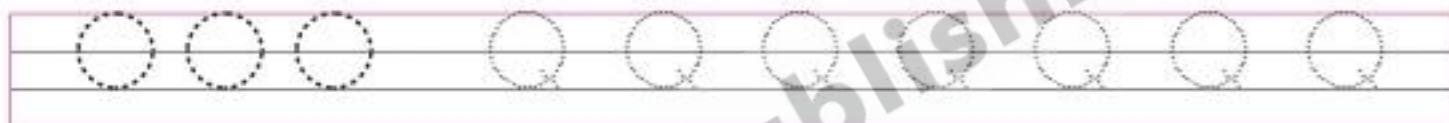
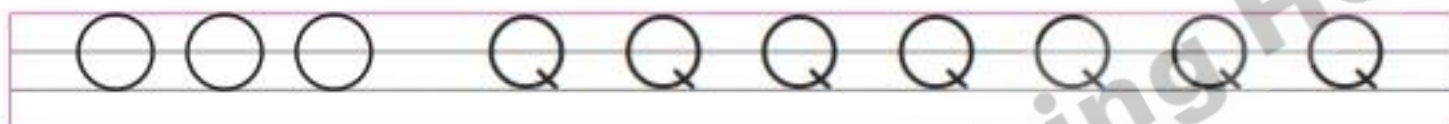
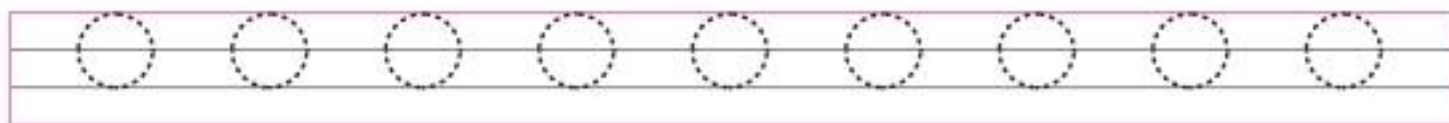
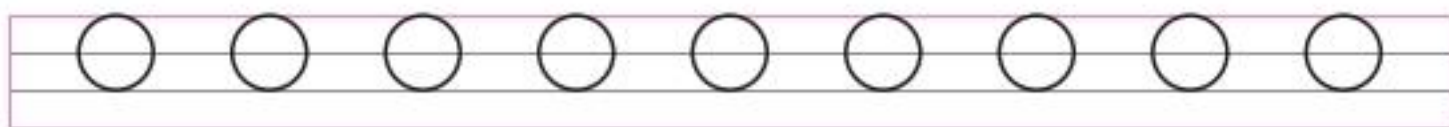


ORANGE

DATE: _____

TODAY I GOT: ☆ ☆ ☆

★ Trace and write the pattern and the letter.



QUEEN




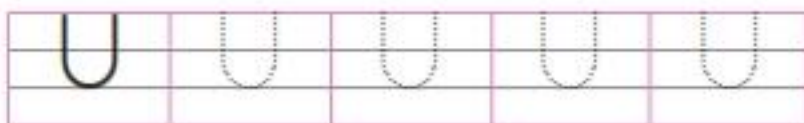
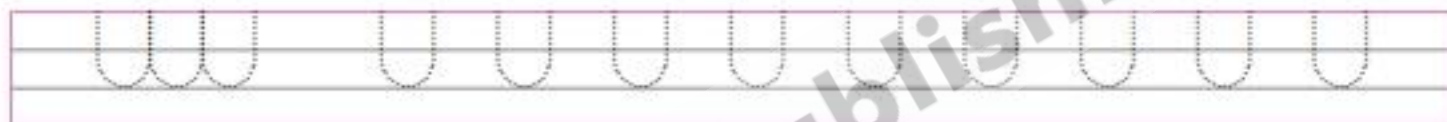

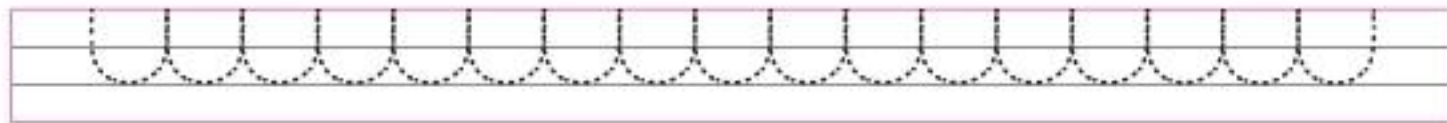
DATE: _____

TODAY I GOT: ☆ ☆ ☆

PATTERN 7 - For letters U, J



★ Trace and write the pattern and the letter.





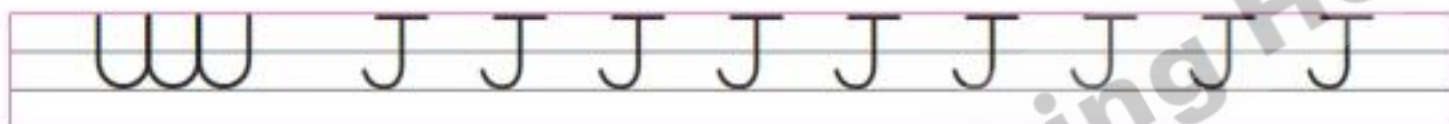




UMBRELLA

DATE: _____

TODAY I GOT: ☆ ☆ ☆

★ Trace and write the pattern and the letter.



JUG

DATE: _____

TODAY I GOT: ☆ ☆ ☆

PATTERN 8 - For letters B, P, R



★ Trace and write the pattern and the letter.

3 3 3 3 3 3 3 3 3 3

3 3 3 3 3 3 3 3 3 3

Blank handwriting lines for independent practice.

| 3 | 3 | 3 | B B B B B B B B

| 3 | 3 | 3 | B B B B B B B B

Blank handwriting lines for independent practice.

B B B B B

Blank handwriting lines for independent practice.

Blank handwriting lines for independent practice.

Blank handwriting lines for independent practice.



BALL

DATE: _____

TODAY I GOT: ☆ ☆ ☆

★ Trace and write the pattern and the letter.

Tracing practice row with 11 curved lines.

Tracing practice row with 11 dotted curved lines.

Blank handwriting practice lines.

Tracing practice row with 11 vertical lines and 11 uppercase 'P's.

Tracing practice row with 11 dotted uppercase 'P's.

Blank handwriting practice lines.

Tracing practice row with 11 uppercase 'P's.

Blank handwriting practice lines.

Blank handwriting practice lines.

Blank handwriting practice lines.



PARROT

DATE: _____

TODAY I GOT: ☆ ☆ ☆

★ Trace and write the pattern and the letter.

Handwriting practice row with 11 solid 'C' shapes for tracing.

Handwriting practice row with 11 dotted 'C' shapes for tracing.

Blank handwriting practice lines.

Handwriting practice row with 3 solid 'P' shapes and 8 solid 'R' shapes.

Handwriting practice row with 3 dotted 'P' shapes and 8 dotted 'R' shapes.

Blank handwriting practice lines.



Handwriting practice row with 5 solid 'R' shapes.

Blank handwriting practice lines.

Blank handwriting practice lines.

Blank handwriting practice lines.




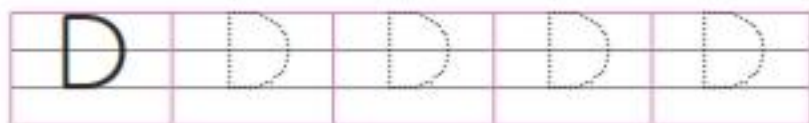

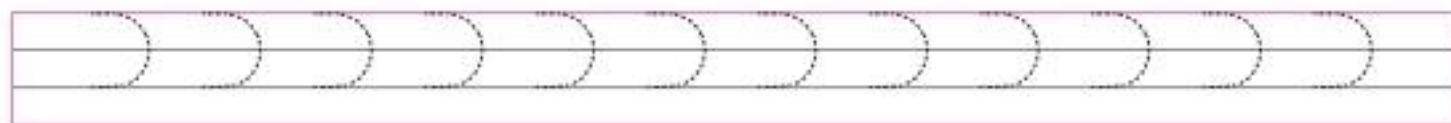

DATE: _____

TODAY I GOT: ☆ ☆ ☆



PATTERN 9 - For letter D

★ Trace and write the pattern and the letter.



DOG





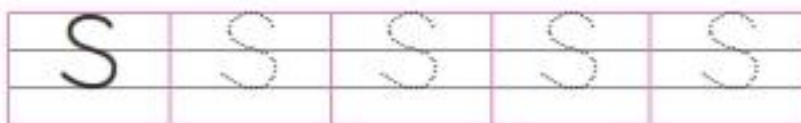
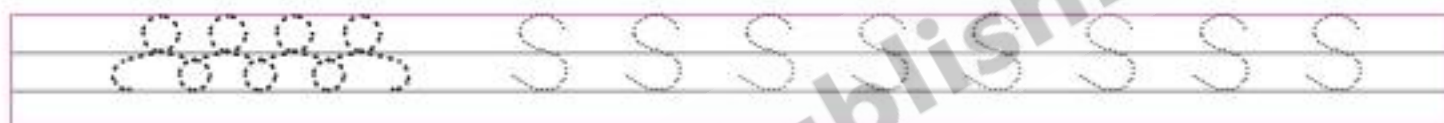


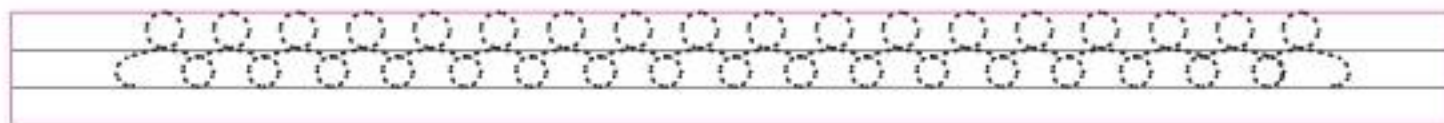
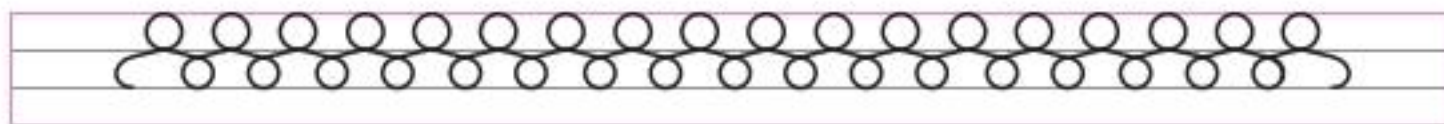
DATE: _____

TODAY I GOT: ☆ ☆ ☆

PATTERN 10 - For letter S



★ Trace and write the pattern and the letter.



DATE: _____

TODAY I GOT: ☆ ☆ ☆

Activity

★ Practice capital letter.

A B C D E F

G H I J K L

M N O P Q R

S T U V W X

Y Z

★ Trace and write.

A B C D E F

G H I J K L

M N O P Q R

S T U V W X

Y Z

DATE: _____

TODAY I GOT: ★ ★ ★

★ Trace and write.

A	A					
---	---	--	--	--	--	--

B	B					
---	---	--	--	--	--	--

C	C					
---	---	--	--	--	--	--

D	D					
---	---	--	--	--	--	--

E	E					
---	---	--	--	--	--	--

F	F					
---	---	--	--	--	--	--

G	G					
---	---	--	--	--	--	--

H	H					
---	---	--	--	--	--	--

I	I					
---	---	--	--	--	--	--

J	J					
---	---	--	--	--	--	--

DATE: _____

TODAY I GOT: ★ ★ ★

K K

L L

M M

N N

O O

P P

Q Q

R R

S S

T T

© SHETH Publishing House

DATE: _____

TODAY I GOT:   

U U

V V

W W

X X

Y Y

Z Z

★ Practice: A to Z

A A

DATE: _____

TODAY I GOT: ★ ★ ★

★ Help the mother bird to reach her chicks in nest.



E

A

J

I

P

Z



© SHETH Publishing House

DATE: _____

TODAY I GOT: ☆ ☆ ☆