



PHONOPIC PRIMER

(WITH VOWEL STORIES)

B



SHETH

54121381948

Contains all the necessary tools for building a sound foundation for learning



- ★ The aim of 'Rising Star' series is to lead the children on an interesting journey of wonder, discovery and comprehending our beautiful world. It is dedicated to make the teaching and learning process into an enjoyable experience.
- ★ These books are informative, pleasantly interactive and loaded with interesting activities.
- ★ The activities and exercises given in the book have been planned to develop learning skills which are crucial for the child's success in the years to come.
- ★ The pictorial content is vividly colourful to engage the children's attention and expand their imagination.
- ★ Children enjoy colouring activities. Hence, several pages are devoted to it.


Hi! I am Lyra.



Hi! I am Leo.



Join us to make teaching and learning process
into an enjoyable experience.

© Copyright 

All rights are reserved. No part of this publication may be copied, adapted, reproduced, stored in or introduced into a retrieval system transmitted in any form by any means without prior written permission of the publisher.

New Edition



PHONOPIC PRIMER

(WITH VOWEL STORIES)

B

A decorative cloud-shaped frame with a dotted border contains three lines for student information. On the left side of the frame, a yellow star character wearing a blue cap and red shoes is holding a glowing lightbulb. On the right side, another yellow star character with a pink bow and purple shoes is holding a small star. The background of the frame is white with a subtle pattern of small yellow stars.

NAME: _____
STD: _____ DIV: _____
SCHOOL: _____

Concepts & Designs

Vhs Editorial

vhs.editorial1@gmail.com

SHETH Publishing House
Educational Publishers

PREFACE

A journey of a thousand miles begins with the first step and progresses step by step. This series **Phonopic Primer A, B and C** is created on the basis of this time tested wisdom. It is an invaluable teaching aid for teachers and parents to help the students to learn the English language.

Firstly the letters of the English alphabet are deciphered on the basis of phonics. This is followed by combining the phonics to form words and later sentences. Adequate repetition and activities are maintained to ensure the development of a basic vocabulary, which is frequently used in conversation and writing.

Attractive and easily cognizable pictures are sprinkled throughout the book to make it a visual treat for young readers and at the same time create a pleasant and receptive mind frame.

The stories are specially created using words which help the students to read independently.

It is very important to instill the awareness in students at this early stage that the written words communicate a meaning which translates into a visual that can be committed to memory and this completes the process of acquiring knowledge.

This book will not only build a strong foundation but also create a positive inclination towards reading.

CONTENTS

1. Picture Reading 'Aa' to 'Ff'	3	17. Phonics of ed, en	30
2. Picture Talk	6	18. Phonics of eg, et	31
3. Picture Reading 'Gg' to 'Ll'	7	19. Phonics of ell	32
4. Picture Talk	10	20. Activity	33
5. Picture Reading 'Mm' to 'Rr'	11	21. Phonics of id, it	34
6. Picture Talk	14	22. Phonics of in, ib	35
7. Picture Reading 'Ss' to 'Zz'	15	23. Phonics of ig	36
8. Picture Talk	19	24. Phonics of od, og	37
9. Making Words	20	25. Phonics of op, ot	38
10. Recap of Two Letter Words	23	26. Phonics of ox, oy	39
11. Phonics of at	24	27. Phonics of ub, ug	40
12. Phonics of am	25	28. Phonics of up, ut	41
13. Phonics of an	26	29. Phonics of un	42
14. Phonics of ad, ag	27	30. I Can Read	43
15. Phonics of ap	28	31. Let Us Read the Stories	44
16. Phonics Drill Revision	29	32. Activity	45

Picture Reading

Aa



Arrow



Ant



Apricot

Ally alligator ate an apple.



Bees and butterflies go buzz buzz buzz.

Bb



Ball



Banana



Bicycle

For the teacher: The rhymes are for recitation only, for phonic repetition.

Cc



Car



Cookie the cat loves
candy and cream.



Cake



Carrot

Dd



Dinky duck plays his drum,
dum diggy dum dum dum.



Doughnut



Dog



Door

Ee



Egg



Emmy elephant exercises everyday.



Eagle



Envelope



Five fat fish flap their fins.

Ff



Feather



Finger



Fan

Picture Talk



Learn to say:

apples butterfly clouds ducks engine fish

For the teacher: The teacher must help students to identify what they see in the picture and relate it with the letters a, b, c, d, e, f.

Picture Reading

Gg



Girl



Grasshopper green giggles with glee.



Gate



Goat

Hh



Hat



Hen



Hut



Hippy happy horsey hops, hip hop hoppity hop.

Ii



Ice cream



I am an Indian,
I love India.



Inkpot



Igloo

Jj



Jolly jolly joker, jump,
jump, jump with joy.



Jug



Jelly



Jeep

Kk



Key



Kelly kangaroo likes to
kick, kick, kick.



King



Kettle

Ll



Lamp



Leaf




Lollipop, lollipop
lick, lick, lick.



Lorry

Picture Talk



Learn to say:

garden girl house ice cream jeep kite leaves

For the teacher: The teacher must help students to identify what they see in the picture and relate it with the letters g,h,i,j,k,l.

Picture Reading

Mm



Moon



Minnie monkey likes mango milkshake.



Mushroom



Mouse

Nn



Nanny nurse is neat and nice.



Nose



Nest



Noodles

Oo



Onion



Olly octopus has an awesome orchestra.



Ostrich



Ox

Pp



Polly and Peggy parrots have a pizza party.



Popcorn



Pillow



Pineapple

Qq



Quill



Quacky duck is quick and quiet.



Queen



Question mark



Ricky rabbit rides a rocket.



Rose

Rr



Rainbow



Ring

Picture Talk



Learn to say:

monkey nest ox owl parrot quail rabbit

For the teacher: The teacher must help students to identify what they see in the picture and relate it with the letters **m, n, o, p, q, r**.

Picture Reading

Ss



Sun



Slippy snail sings
so, so softly.



Sunflower



Socks

Tt



Tacky turtle plays
tic tac toe.



Toothbrush



Toaster



Tiger

Uu



Unicycle



Uncle's umbrella flies up, up, up.



Umpire



Under



Violets in the vase look very very nice.



Violin

Vv



Vulture



Van

Ww



Whistle



Wiggly wiggly worm
walks on a wall.



Well



Whale



Fox and box have
an X at the end.

Xx



Xmas tree



Xebec



Xylophone

Yy



Yogurt



Yahoo yak goes yakkity, yakkity, yak.



Yacht



Yo-yo



Zara, zebra in a zoo goes zoom, zoom.

Zz



Zip



Zigzag



Zebra crossing

Picture Talk



Learn to say:

sun tortoise umbrella violin whale xylophone
yacht zigzag

For the teacher: The teacher must help students to identify what they see in the picture and relate it with the letters s,t,u,v,w,x,y,z.

Making Words

a b c d e f g h i j k l m n o
p q r s t u v w x y z

a e i o u

We are vowels. We help you to make words.

a makes:

a t

at

a m

am

a n

an

a s

as

e makes:

b e

be

h e

he

m e

me

w e

we

Words to remember:

at am an as be he me we

a b c d e f g h i j k l m n o
p q r s t u v w x y z

a e i o u

We are vowels. We help you to make words.

i makes:

i n in

i s is

i t it

i f if

o makes:

n o no

s o so

g o go

l o lo

Words to remember:

in is it if no so go lo

O makes:

o f of

o n on

o r or

o x ox

t o to

d o do

We sound different.

U makes:

u p up

u s us

b m y

We are not vowels but we make words too.

b y by

m y my

Words to remember:

of on or ox to do up us by my

Recap of Two Letter Words



Phonics of at

a

a t

b a t

c a t

h a t

m a t



bat



cat



hat



mat

a hat on a cat



a rat on a bat



a rat on a hat



More words: fat, sat, pat, vat.

Phonics of am

a

a m

d a m



dam

j a m



jam

r a m



ram

y a m



yam

jam and yam



a ram and a dam



A word to remember: and

More words: Pam, Sam, Tam.

Phonics of an

a

a n

c a n



can

f a n



fan

m a n



man

p a n



pan

v a n



van

a pan with a fan



a man with a can



a man and a van



A word to remember:

with

More words: dan, ran, tan.

Phonics of ad, ag

a ad

d ad



dad

l ad



lad

p ad



pad

More words: bad, had, mad, sad.

a ag

b ag



bag

t ag



tag

a lad with a pad



a bag with a tag



More words: gag, nag, rag, sag, wag.

Phonics of ap

a

a p

c a p

m a p

t a p



cap



map



tap

a cap on a tap



a nap on a lap



More words: gap, sap, rap.

Phonic Drill Revision

a hat on a cat

a nap on a lap

a ram and a dam

a man with a can

a cap on a tap

a bag with a tag

a lad with a pad

a rat on a hat

Phonics of ed, en

e ed

b ed



bed

r ed



red

More words: fed, led, wed.

e en

h en



hen

m en



men

p en



pen

More words: den, ten, Zen.

I have a bed.

I have a pen.

I have a red hen.



A word to remember: have

Phonics of eg, et

e

e g

k e g

p e g



keg



peg

More words: beg, leg, egg.

e

e t

j e t

n e t



jet



net

More words: let, met, pet, set, wet, yet.

This is a peg.



This is a keg.



This is a jet.



A word to remember:

this

Phonics of ell



Ding dong bell,
A cat fell in a well.

e e l l

b e l l



bell

w e l l



well

More words: dell, sell, tell.

Activity

Read and match.

My pen is red.



I am on the bed.



The net is on a peg.



The hen is on the egg.



© SHETHH Publishing House

DATE _____

TODAY I GOT: ☆ ☆ ☆

Phonics of id, it

i id

k id



kid

l id



lid

More words: bid, did, hid, rid.

i it

p it



pit

s it



sit

More words: bit, fit, hit, kit.

a kid on a lid



a kid in a pit



Phonics of in, ib

i

i n

b i n

p i n



bin



pin

More words: din, fin, sin, tin, win.

i

i b

b i b

n i b



bib



nib

More words: fib, rib.

a bin with a lid



a bib with a pin



Phonics of ig

i

ig

f ig

w ig



fig



wig

More words: big, dig, jig.

Phonic Drill Revision

a bib with a pin

I have a red hen.

a kid on a lid

a bin with a lid

This is a keg.

Phonics of **od,og**

o

o d

c o d

r o d



cod



rod

More words: pod, God, nod.

o

o g

d o g

l o g



dog



log

More words: bog, fog, hog.

a cod on a rod



a dog on a log



Phonics of **op,ot**

o

o p

m o p

t o p



mop



top

More words: cop, hop, lop, pop.

o

o t

c o t

p o t



cot



pot

More words: dot, got, hot, lot, not, rot.

The dog is on the cot.



The mop is in the pot.



A word to remember: the

Phonics of ox, oy

o ox

b ox

f ox



box



fox

More words: ox, pox.

o oy

b oy

t oy



boy



toy

More words: coy, joy.

The boy has a toy.



The fox has a box.



A word to remember:

has

Phonics of **ub,ug**

u

u b

c u b

t u b



cub



tub

More words: hub, rub.

u

u g

j u g

m u g



jug



mug

More words: dug, hug, tug.

This is my mug.



This is my tub.



Phonics of up, ut

u up

c up

p up



cup



pup

More words: up, sup.

u ut

h ut

n ut



hut



nut

More words: but, cut, rut.

This is his hut.



This is his cup.



Phonics of un

u

u n

b u n

s u n



bun



sun

More words: fun, nun, pun, run.

I run with a bun.



The sun is up.



Phonic Drill Revision

A dog is on a log.

The mop is in the pot.

The fox has a box.

This is my mug.

This is his cup.


I can read

Let us read these sentences.


This is my red .



The  is in my bag .

A  is on the cat .

The boy has a  .

I have a  .

The hat is on a  .

The  has a fan .

My dad has a  .

Let Us Read the Stories

Tina and the pup

This is Tina.

Tina sat on a bed.



She has a pup.



The pup is sad.

Tina got a bun.

She fed the pup.



Tina and the pup have fun.

Jai and his pet cat

This is Jai.

He has a cat.

She is a fat cat.

The cat is his pet.

She can sit.

She can hop.

Jai hid in the van.

The cat ran to the van.



Activity

Match the pictures to the suitable words.



.

.

dog



.

.

rat



.

.

hen



.

.

jug



.

.

top



.


.

pin

DATE _____

TODAY I GOT:

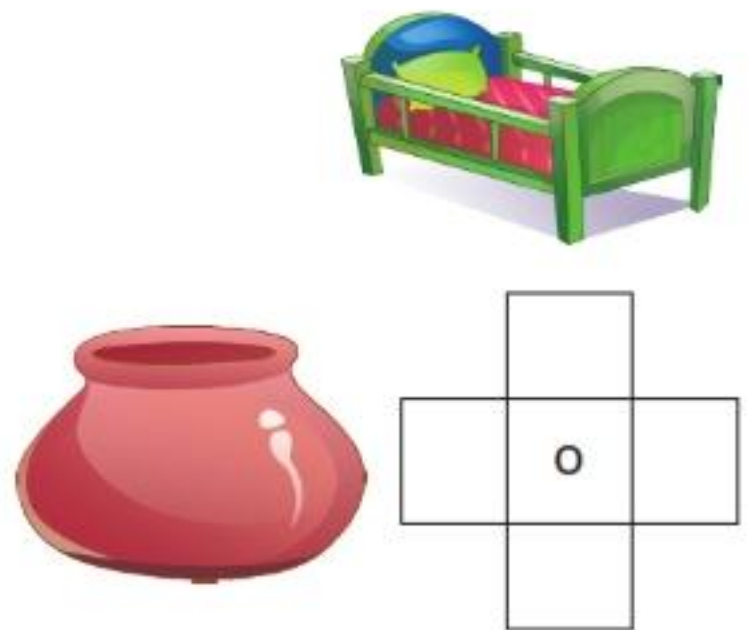
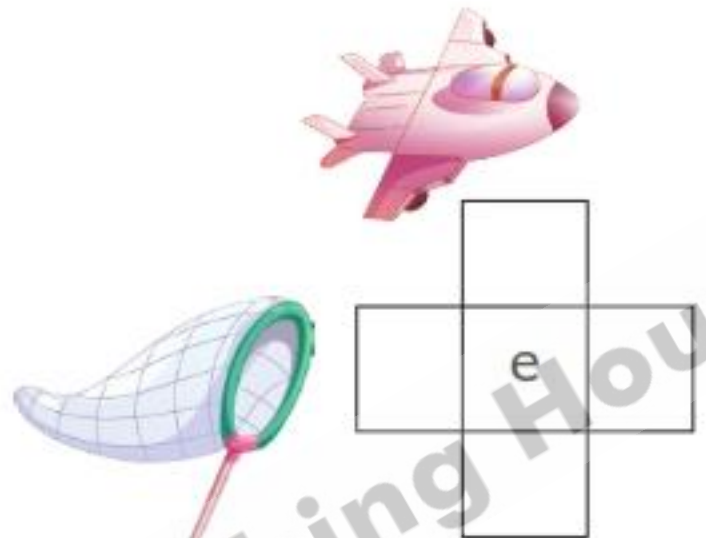
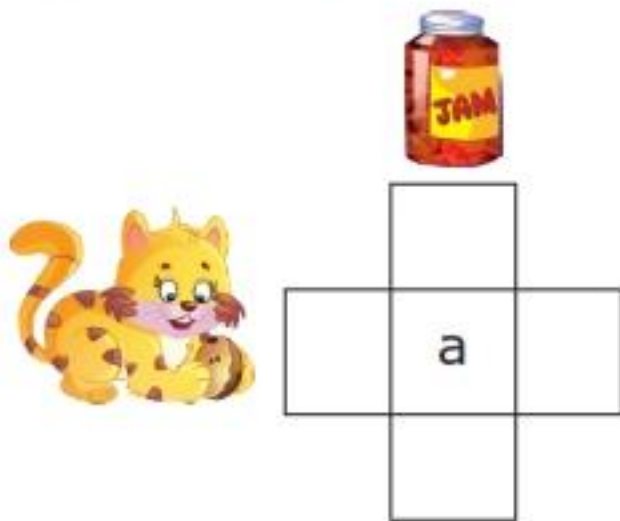
Follow the vowel 'e' to lead the elephant to the grass.



DATE: _____

TODAY I GOT:

Complete the puzzles.



DATE _____

TODAY I GOT: ☆ ☆ ☆

Look at the pictures in each row and write their beginning sound.



DATE: _____

TODAY I GOT: